


Specialized Topics in Areas of Radiologic Sciences
P.O. Box 2931 Toledo, Ohio 43606 419-471-1973
E-mail: info@xrayhomestudies.com
www.xrayhomestudies.com

Digital Imaging Principles Unit

Prepared by:

Carolyn J. Frigmanski, M.A., B.S.R.T. ®
Founder

Ohio Department of Health Approval for 2
continuing education hours.



Specialized Topics in Areas of Radiologic Sciences

P.O. Box 2931 Toledo, Ohio 43606 419-471-1973

E-mail: info@xrayhomestudies.com

www.xrayhomestudies.com

Welcome to your **S.T.A.R.S.** self-learning product that has been approved for **2 continuing education credit hours** by the Ohio Department of Health for radiologic license requirements.

You must complete the post test with your name, address and date (social security number is optional) with a 75% or better score to receive an original signed certificate of completion with the respective CE credit amount.


Table of Contents

Digital Imaging Principles Unit

Please submit the post test pages to the **S.T.A.R.S.** office **BEFORE** your biennium ends to receive CE credit. Certificates of completion are prepared with the date your post tests are received and evaluated by **S.T.A.R.S.** officials.

Thank you very much for selecting this educational product to meet your professional needs.

Carolyn J. Frigmanski, M.A., B.S.R.T.®
Founder



Specialized Topics in Areas of Radiologic Sciences

P.O. Box 2931 Toledo, Ohio 43606 419-471-1973

E-mail: info@xrayhomestudies.com

www.xrayhomestudies.com

Dear GXMO/LSO/LSR participant,

Welcome to your selected S.T.A.R.S. developed continuing education home study!

In the spring of 2013, The Ohio Department of Health (ODH) approved ALL of them for GXMO license renewal. Please check with your state licensing agency if you are not a licensed GXMO in Ohio to be sure your state accepts these ce credits for your state license renewal requirement.

This product consists of a text on a desired topic and multiple question, short answer post test(s) pages. The number of Ohio Department of Health approved continuing education (ce) credits is listed on our order form. This home study product was originally developed for radiographers across the country who were registered with the American Registry of Radiologic Technologists (ARRT) and approved by the American Society of Radiologic Technologists (ASRT). Please disregard any reference to the ASRT/ARRT within this product, if any.

You must complete the reading and questions with a **75% or higher score** on the post test(s) to get your approved CE credit!

Please return all the post test pages to the **S.T.A.R.S.** address listed on our letterhead **BEFORE** your license expires. We will forward your certificate of completion on the same day your post test(s) were evaluated (except for holidays and Sundays). If you did NOT receive a 75%, we will send the pages back with the questions needing a new answer selection. Send them back for a **FREE** re-evaluation. No refund will be provided for unsatisfactory personal performance on any ce product.

Plan the return of your post test(s) pages in a timely manner. I cannot accept emailed or faxed copies since I need to retain my **ORIGINAL** records for the ODH for 3 years in case you may be audited.

Remember to get your envelope weighed at the post office whenever submitting more than 4 pages. The post office will return it to you if you have insufficient postage, thereby delaying it for my evaluation and your certificate of completion.

Feel free to contact me by email: info@xrayhomestudies.com or telephone: **419 471-1973** if you have any questions. Please share with others in the future.

Thank you for selecting **S.T.A.R.S.** to meet your continuing education needs!

Sincerely,

Carolyn J. Frigmanski, M.A., B.S.R.T. ®, Founder

S
★
T
★
A
★
R
★
S



Specialized Topics in Areas of Radiologic Sciences

P.O. Box 2931 Toledo, Ohio 43606 419-471-1973

E-mail: info@xrayhomestudies.com

www.xrayhomestudies.com

How to renew your GXMO license in Ohio:

The Ohio Dept. of Health (ODH) requires a **minimum of 12 continuing education credits (ceus) to be completed every 2 years (your biennium) BEFORE your license expires.** You may do more than 12 ceus, but not less than 12 ceus, if you so choose. Ceus in excess of 12 cannot be carried over to the next biennium.

You will receive a hard copy renewal notice by mail from the ODH 60 days **BEFORE** your license expires. **It is your responsibility to amend your personal information to the ODH whenever you change your name, address or place of employment as soon as possible by using the ODH website or contacting the ODH by telephone at 614 752-4319 for assistance. Failure to receive an ODH notice is not an acceptable reason for failing to renew on time.** You can add completion of clinical modules to your GXMO license on the ODH web site.

Your ODH notice informs you that you may renew online or request a hard copy form from them. **You must have your S.T.A.R.S. certificate(s) of completion immediately available when you renew since your course title(s), number of ceus, and ODH accreditation number(s) and date(s) of completion are printed on it.**

You can renew immediately when you receive your notice or you have 30 days to complete the renewal process and payment to the ODH after your license expires. Online renewal requires your credit card for payment. If you chose hard copy renewal, you may submit a check or money order.

You and/or your employer can view and/or print your renewed license on line upon completion of the process. Problems that exist with renewal should be addressed to the ODH by calling for assistance.

S.T.A.R.S. personnel are NOT responsible for your renewal. Please direct any questions or needed assistance with renewal to the ODH personnel.


GXMOs must notify the ODH in writing within 30 days of any changes in the physician providing direct supervision. If your scope of practice changes (e.g. chiropractic to podiatric), a competency form must be completed and submitted to the ODH.

You may also want to check the ODH web site periodically for changes that may have occurred during your biennium and to share this information with your co-workers and/or administrative staff members.

The ODH website is: <http://www.odh.ohio.gov/odhPrograms/rp/rlic/ristatus.aspx>

Email is: BRadiation@odh.ohio.gov

Thank you very much.



Specialized Topics in Areas of Radiologic Sciences

P.O. Box 2931 Toledo, Ohio 43606 419-471-1973

E-mail: info@xrayhomestudies.com

www.xrayhomestudies.com

Instructions for Mailing your Continuing Education Post Tests

Complete ALL hard copy unit post tests for the products you purchased in legible printing BEFORE your license expires. Mail is processed the same day it is received.

You may want to copy them BEFORE you mail them to the S.T.A.R.S. office to minimize mail delivery complications. They will NOT be returned to you unless you get a 75% or less. If you do NOT get a 75% or better after evaluation, the post tests will be sent back to you with the questions needing a new answer selection. After completing the questions, send them ALL back to the S.T.A.R.S. office for re-evaluation.

Be sure to use the CORRECT postage by having it weighed at the post office if it consists of more than 5 pages. Envelopes with INSUFFICIENT POSTAGE will be sent back to the participant and delay your post test evaluation and certificate creation.

I do NOT accept faxes since faxes fade over time and I need to keep my records for 3 years in case you would get audited by the Ohio Dept. of Health for some reason.

I do NOT accept scanned pages because I do NOT want you putting your private, personal information on the internet. I do NOT open attachments due to the threat of virus contamination that may jeopardize my web site and computerized databases.

Do NOT send your study media i.e. CD, DVD, booklets and/or books back to me.


United States Postal Service (USPS):

If you are using USPS for priority or express mailing, please keep your receipt with the tracking number in case of a problem with the delivery. Please mark the section for NO SIGNATURE REQUIRED for express mail and send it to my home address: Carolyn J. Frigmanski, MA, BSRT (R) 3134 Aldringham Road Toledo, Ohio 43606. The USPS does NOT deliver to my P.O. Box address. Please call to let me know I should be expecting it at 419 471-1973.

FedEx or United Parcel Service UPS:

If you are using these delivery services, please keep your receipts with the tracking number in case of a problem with the delivery. Please mark the section for NO SIGNATURE REQUIRED for express mail and send it to my home address: Carolyn J. Frigmanski, MA, BSRT(R) 3134 Aldringham Road Toledo, Ohio 43606. Please call to let me know I should be expecting it at 419 471-1973.

Thank you very much.



Specialized Topics in Areas of Radiologic Sciences
P.O. Box 2931 Toledo, Ohio 43606 419-471-1973
E-mail: info@xrayhomestudies.com
www.xrayhomestudies.com

GENERAL X-RAY MACHINE OPERATOR ANSWER SHEET

Unit Digital Imaging Principles

True or False:

- ____ 1. The term digital is used for a numerically based image sent to a computer.
- ____ 2. Digital radiography is cassette-less and uses a built-in detector.
- ____ 3. The same crystals are used for computed radiography and conventional screens.
- ____ 4. PSP imaging plates are read by a laser scanner.
- ____ 5. "Ghost images" are created from double exposing a PSP imaging plate.
- ____ 6. A TFT is made of silicon.
- ____ 7. Window level controls contrast.
- ____ 8. Large areas of anatomy can be stitched together such as a scoliosis series.
- ____ 9. Patient demographics or patient information can not be altered after creation.
- ____ 10. All commercial PACS systems have standardized communication requirements.

Fill In

- 11. A _____ is a graphic representation of numerical data or shades of gray.
- 12. Digital Imaging and Communication in Medicine is abbreviated as _____.
- 13. The term _____ refers to the laser scanning an imaging plate.
- 14. Computed radiography imaging plates are _____ with intense white light.
- 15. Each square in the matrix is called a _____.
- 16. PSP imaging plates must be erased every _____ hours if not used.

17. A flat panel digital system using amorphous selenium coating the active matrix array is called

_____.

18. Automatic _____ usually produces images with uniform density and contrast.

19. A _____ table evaluates the raw information of each image and corrects the values.

20. Quantum mottle will result if the exposure is more than _____% below the ideal exposure.

Fill in the following information so that you can receive a signed certificate of completion from an official from S.T.A.R.S.. (Please print)

Name _____

Address _____

Social Security Number (optional) _____ - _____ - _____ Date _____